

VITAMIN K₁- phytonadione injection, emulsion
Hospira, Inc.

VITAMIN K₁
INJECTION

Phytonadione

Injectable Emulsion, USP

Aqueous Dispersion of Vitamin K₁

Ampul

R_x only

**Protect from light. Keep ampuls
in tray until time of use.**

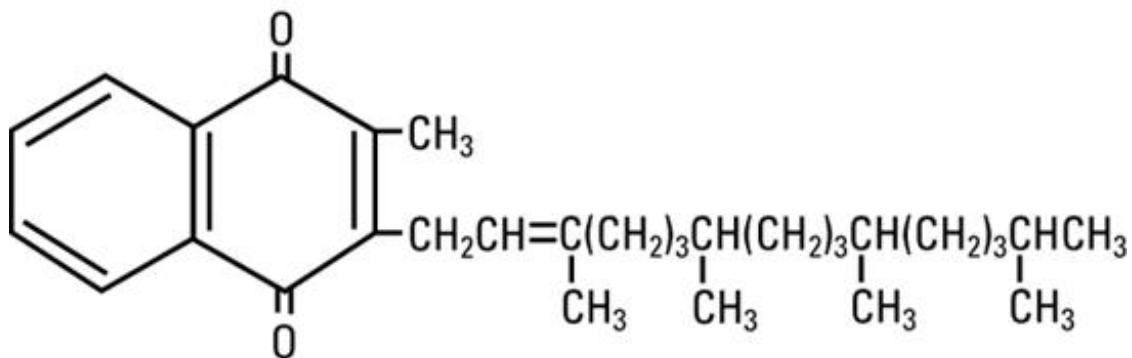
WARNING — INTRAVENOUS AND INTRAMUSCULAR USE

Severe reactions, including fatalities, have occurred during and immediately after INTRAVENOUS injection of phytonadione, even when precautions have been taken to dilute the phytonadione and to avoid rapid infusion. Severe reactions, including fatalities, have also been reported following INTRAMUSCULAR administration. Typically these severe reactions have resembled hypersensitivity or anaphylaxis, including shock and cardiac and/or respiratory arrest. Some patients have exhibited these severe reactions on receiving phytonadione for the first time. Therefore the INTRAVENOUS and INTRAMUSCULAR routes should be restricted to those situations where the subcutaneous route is not feasible and the serious risk involved is considered justified.

DESCRIPTION

Phytonadione is a vitamin, which is a clear, yellow to amber, viscous, odorless or nearly odorless liquid. It is insoluble in water, soluble in chloroform and slightly soluble in ethanol. It has a molecular weight of 450.70.

Phytonadione is 2-methyl-3-phytyl-1, 4-naphthoquinone. Its empirical formula is C₃₁H₄₆O₂ and its structural formula is:



Vitamin K₁ Injection (Phytonadione Injectable Emulsion, USP) is a yellow, sterile, nonpyrogenic aqueous dispersion available for injection by the intravenous, intramuscular and subcutaneous routes. Each milliliter contains phytonadione 2 or 10 mg, polyoxyethylated fatty acid derivative 70 mg, dextrose, hydrous 37.5 mg in water for injection; benzyl alcohol 9 mg added as preservative. May contain hydrochloric acid for pH adjustment. pH is 6.3 (5.0 to 7.0). Phytonadione is oxygen sensitive.

CLINICAL PHARMACOLOGY

Vitamin K₁ Injection (Phytonadione Injectable Emulsion, USP) aqueous dispersion of vitamin K₁ for parenteral injection, possesses the same type and degree of activity as does naturally-occurring vitamin K, which is necessary for the production via the liver of active prothrombin (factor II), proconvertin (factor VII), plasma thromboplastin component (factor IX), and Stuart factor (factor X). The prothrombin test is sensitive to the levels of three of these four factors—II, VII, and X. Vitamin K is an essential cofactor for a microsomal enzyme that catalyzes the post-translational carboxylation of multiple, specific, peptide-bound glutamic acid residues in inactive hepatic precursors of factors II, VII, IX, and X. The resulting gamma-carboxy-glutamic acid residues convert the precursors into active coagulation factors that are subsequently secreted by liver cells into the blood.

Phytonadione is readily absorbed following intramuscular administration. After absorption, phytonadione is initially concentrated in the liver, but the concentration declines rapidly. Very little vitamin K accumulates in tissues. Little is known about the metabolic fate of vitamin K. Almost no free unmetabolized vitamin K appears in bile or urine.

In normal animals and humans, phytonadione is virtually devoid of pharmacodynamic activity. However, in animals and humans deficient in vitamin K, the pharmacological action of vitamin K is related to its normal physiological function, that is, to promote the hepatic biosynthesis of vitamin K dependent clotting factors.

The action of the aqueous dispersion, when administered intravenously, is generally detectable within an hour or two and hemorrhage is usually controlled within 3 to 6 hours. A normal prothrombin level may often be obtained in 12 to 14 hours.

In the prophylaxis and treatment of hemorrhagic disease of the newborn, phytonadione has demonstrated a greater margin of safety than that of the water-soluble vitamin K analogues.

INDICATIONS AND USAGE

Vitamin K₁ Injection (Phytonadione Injectable Emulsion, USP) is indicated in the following coagulation disorders which are due to faulty formation of factors II, VII, IX and X when caused by vitamin K deficiency or interference with vitamin K activity.

Vitamin K₁ Injection is indicated in:

- anticoagulant-induced prothrombin deficiency caused by coumarin or indanedione derivatives;
- prophylaxis and therapy of hemorrhagic disease of the newborn;
- hypoprothrombinemia due to antibacterial therapy;
- hypoprothrombinemia secondary to factors limiting absorption or synthesis of vitamin K, e.g., obstructive jaundice, biliary fistula, sprue, ulcerative colitis, celiac disease, intestinal resection, cystic fibrosis of the pancreas, and regional enteritis;
- other drug-induced hypoprothrombinemia where it is definitely shown that the result is due to interference with vitamin K metabolism, e.g., salicylates.

CONTRAINDICATION

Hypersensitivity to any component of this medication.

WARNINGS

Benzyl alcohol as a preservative in Bacteriostatic Sodium Chloride Injection has been associated with toxicity in newborns. Data are unavailable on the toxicity of other preservatives in this age group. There is no evidence to suggest that the small amount of benzyl alcohol contained in Vitamin K₁ Injection (Phytonadione Injectable Emulsion, USP), when used as recommended, is associated with toxicity.

An immediate coagulant effect should not be expected after administration of phytonadione. It takes a minimum of 1 to 2 hours for measurable improvement in the prothrombin time. Whole blood or component therapy may also be necessary if bleeding is severe.

Phytonadione will not counteract the anticoagulant action of heparin.

When vitamin K₁ is used to correct excessive anticoagulant-induced hypoprothrombinemia, anticoagulant therapy still being indicated, the patient is again faced with the clotting hazards existing prior to starting the anticoagulant therapy. Phytonadione is not a clotting agent, but overzealous therapy with vitamin K₁ may restore conditions which originally permitted thromboembolic phenomena. Dosage should be kept as low as possible, and prothrombin time should be checked regularly as clinical conditions indicate.

Repeated large doses of vitamin K are not warranted in liver disease if the response to initial use of the vitamin is unsatisfactory. Failure to respond to vitamin K may indicate that the condition being treated is inherently unresponsive to vitamin K.

Benzyl alcohol has been reported to be associated with a fatal "Gasping Syndrome" in premature infants.

WARNING: This product contains aluminum that may be toxic. Aluminum may reach toxic levels with prolonged parenteral administration if kidney function is impaired.

Premature neonates are particularly at risk because their kidneys are immature, and they required large amounts of calcium and phosphate solutions, which contain aluminum.

Research indicates that patients with impaired kidney function, including premature neonates, who receive parenteral levels of aluminum at greater than 4 to 5 mcg/kg/day accumulate aluminum at levels associated with central nervous system and bone toxicity. Tissue loading may occur at even lower rates of administration.

PRECAUTIONS

Drug Interactions

Temporary resistance to prothrombin-depressing anticoagulants may result, especially when larger doses of phytonadione are used. If relatively large doses have been employed, it may be necessary when reinstating anticoagulant therapy to use somewhat larger doses of the prothrombin-depressing anticoagulant, or to use one which acts on a different principle, such as heparin sodium.

Laboratory Tests

Prothrombin time should be checked regularly as clinical conditions indicate.

Carcinogenesis, Mutagenesis, Impairment of Fertility

Studies of carcinogenicity, mutagenesis or impairment of fertility have not been conducted with Vitamin K₁ Injection (Phytonadione Injectable Emulsion, USP).

Pregnancy

Animal reproduction studies have not been conducted with Vitamin K₁ Injection. It is also not known whether Vitamin K₁ Injection can cause fetal harm when administered to a pregnant woman or can affect reproduction capacity. Vitamin K₁ Injection should be given to a pregnant woman only if clearly needed.

Nursing Mothers

It is not known whether this drug is excreted in human milk. Because many drugs are excreted in human milk, caution should be exercised when Vitamin K₁ Injection is administered to a nursing woman.

Pediatric Use

Hemolysis, jaundice, and hyperbilirubinemia in neonates, particularly those that are premature, may be related to the dose of Vitamin K₁ Injection. Therefore, the recommended dose should not be exceeded (See ADVERSE REACTIONS and DOSAGE AND ADMINISTRATION).

ADVERSE REACTIONS

Deaths have occurred after intravenous and intramuscular administration. (See Box Warning.)

Transient "flushing sensations" and "peculiar" sensations of taste have been observed, as well as rare instances of dizziness, rapid and weak pulse, profuse sweating, brief hypotension, dyspnea, and cyanosis.

Pain, swelling, and tenderness at the injection site may occur.

The possibility of allergic sensitivity including an anaphylactoid reaction, should be kept in mind.

Infrequently, usually after repeated injection, erythematous, indurated, pruritic plaques have occurred; rarely, these have progressed to scleroderma-like lesions that have persisted for long periods. In other cases, these lesions have resembled erythema perstans.

Hyperbilirubinemia has been observed in the newborn following administration of phytonadione. This has occurred rarely and primarily with doses above those recommended (See PRECAUTIONS, *Pediatric Use*).

OVERDOSAGE

The intravenous LD₅₀ of Vitamin K₁ Injection (Phytonadione Injectable Emulsion, USP) in the mouse is 41.5 and 52 mL/kg for the 0.2% and 1% concentrations, respectively.

DOSAGE AND ADMINISTRATION

Whenever possible, Vitamin K₁ Injection (Phytonadione Injectable Emulsion, USP) should be given by the subcutaneous route (See Box Warning). When intravenous administration is considered unavoidable, the drug should be injected very slowly, not exceeding 1 mg per minute.

Protect from light at all times.

Parenteral drug products should be inspected visually for particulate matter and discoloration prior to administration, whenever solution and container permit.

Directions for Dilution

Vitamin K₁ Injection may be diluted with 0.9% Sodium Chloride Injection, 5% Dextrose Injection, or 5% Dextrose and Sodium Chloride Injection. Benzyl alcohol as a preservative has been associated with toxicity in newborns. *Therefore, all of the above diluents should be preservative-free (See WARNINGS). Other diluents should not be used.* When dilutions are indicated, administration should be started immediately after mixture with the diluent, and unused portions of the dilution should be discarded, as well as unused contents of the ampul.

Prophylaxis of Hemorrhagic Disease of the Newborn

The American Academy of Pediatrics recommends that vitamin K₁ be given to the newborn. A single intramuscular dose of Vitamin K₁ Injection 0.5 to 1 mg within one hour of birth is recommended.

Treatment of Hemorrhagic Disease of the Newborn

Empiric administration of vitamin K₁ should not replace proper laboratory evaluation of the coagulation mechanism. A prompt response (shortening of the prothrombin time in

2 to 4 hours) following administration of vitamin K₁ is usually diagnostic of hemorrhagic disease of the newborn, and failure to respond indicates another diagnosis or coagulation disorder.

Vitamin K₁ Injection 1 mg should be given either subcutaneously or intramuscularly. Higher doses may be necessary if the mother has been receiving oral anticoagulants.

Whole blood or component therapy may be indicated if bleeding is excessive. This therapy, however, does not correct the underlying disorder and Vitamin K₁ Injection should be given concurrently.

Anticoagulant-Induced Prothrombin Deficiency in Adults

To correct excessively prolonged prothrombin time caused by oral anticoagulant therapy—2.5 to 10 mg or up to 25 mg initially is recommended. In rare instances 50 mg may be required. Frequency and amount of subsequent doses should be determined by prothrombin time response or clinical condition (See WARNINGS). If in 6 to 8 hours after parenteral administration the prothrombin time has not been shortened satisfactorily, the dose should be repeated.

Vitamin K₁ Injection (Phytonadione Injectable Emulsion, USP) Summary of Dosage Guidelines (See circular text for details)

Newborns	Dosage
<i>Hemorrhagic Disease of the Newborn Prophylaxis</i>	0.5 to 1 mg IM within 1 hour of birth
<i>Treatment</i>	1 mg SC or IM (Higher doses may be necessary if the mother has been receiving oral anticoagulants)
Adults	Initial Dosage
<i>Anticoagulant-Induced Prothrombin Deficiency</i> (caused by coumarin or indanedione derivatives)	2.5 mg to 10 mg or up to 25 mg (rarely 50 mg)
<i>Hypoprothrombinemia Due to other causes</i> (Antibiotics; Salicylates or other drugs; Factors limiting absorption or synthesis)	2.5 mg to 25 mg or more (rarely up to 50 mg)

In the event of shock or excessive blood loss, the use of whole blood or component therapy is indicated.

Hypoprothrombinemia Due to Other Causes in Adults

A dosage of 2.5 to 25 mg or more (rarely up to 50 mg) is recommended, the amount and route of administration depending upon the severity of the condition and response obtained.

If possible, discontinuation or reduction of the dosage of drugs interfering with coagulation mechanisms (such as salicylates; antibiotics) is suggested as an alternative

to administering concurrent Vitamin K₁ Injection. The severity of the coagulation disorder should determine whether the immediate administration of Vitamin K₁ Injection is required in addition to discontinuation or reduction of interfering drugs.

HOW SUPPLIED

Vitamin K₁ Injection (Phytonadione Injectable Emulsion, USP) is supplied as follows:

Unit of Sale	Concentration
NDC 0409-9157-01 Bundle of 5 clamcells containing 5 single-dose ampuls	1 mg/0.5 mL
NDC 0409-9158-01 Bundle of 5 clamcells containing 5 single-dose ampuls	10 mg/mL

Store at 20 to 25°C (68 to 77°F). [See USP Controlled Room Temperature.]

Protect from light. Keep ampuls in tray until time of use.

Distributed by Hospira, Inc., Lake Forest, IL 60045 USA

LAB-1141-2.0

Revised: 04/2021

PRINCIPAL DISPLAY PANEL - 0.5 mL Ampul Label - RL-7876

NDC 0409-9157-31

0.5 mL Single-dose Ampul

Rx only

VITAMIN K₁ Inj.
Phytonadione Injectable
Emulsion, USP

1 mg/0.5 mL
Neonatal Concentration

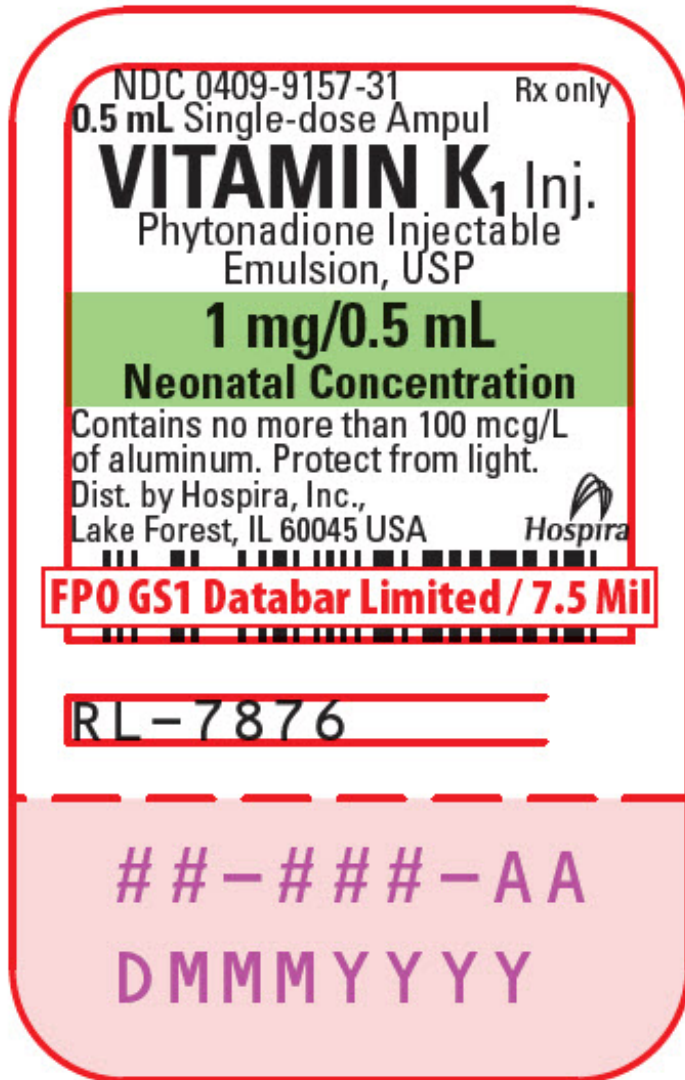
Contains no more than 100 mcg/L
of aluminum. Protect from light.

Dist. by Hospira, Inc.,
Lake Forest, IL 60045 USA

Hospira

RL-7876

##-##-AA
DMMMYYY



Contains no more than 100 **mcg/L** Aluminum
(100 micrograms aluminum per **liter** of Vitamin K1 emulsion)

Neonatal dose: up to 1mg (milligram)
Concentration of emulsion: 1mg per 0.5mL (milliliter)

Amount of aluminum in 0.5mL dose:

1 Liter = 1000 milliliters
100mcg per 1000mL = 0.1mcg/1mL
0.1mcg/mL divided in half for 0.5mL dose
= **0.05mcg Aluminum** per 1mg dose

PRINCIPAL DISPLAY PANEL - 0.5 mL Ampul Tray Label - RL-7129

0.5 mL Single-dose Ampul

Rx only NDC 0409-9157-50

Contains 5 of NDC 0409-9157-31

VITAMIN K₁ Injection

Phytonadione Injectable Emulsion, USP

1 mg/0.5 mL

Neonatal Concentration

Protect from light. Keep ampuls in tray until time of use. For
Intramuscular, Subcutaneous, or Intravenous (with caution).

Each mL contains phytonadione 2 mg; polyoxyethylated fatty acid

derivative 70 mg; dextrose, hydrous 37.5 mg; benzyl alcohol 9 mg added as preservative. May contain hydrochloric acid for pH adjustment. pH 6.3 (5.0 to 7.0). Usual dosage: See insert. Store at 20 to 25°C (68 to 77°F). [See USP Controlled Room Temperature.]

Distributed by Hospira, Inc.,
Lake Forest, IL 60045 USA

Hospira

RL-7129

0.5 mL Single-dose Ampul Rx only NDC 0409-9157-50
Contains 5 of NDC 0409-9157-31

VITAMIN K₁ Injection


Phytonadione Injectable Emulsion, USP

1 mg / 0.5 mL
Neonatal Concentration

Protect from light. Keep ampuls in tray until time of use. For Intramuscular, Subcutaneous, or Intravenous (with caution).

Each mL contains phytonadione 2 mg; polyoxyethylated fatty acid derivative 70 mg; dextrose, hydrous 37.5 mg; benzyl alcohol 9 mg added as preservative. May contain hydrochloric acid for pH adjustment. pH 6.3 (5.0 to 7.0). Usual dosage: See insert. Store at 20 to 25°C (68 to 77°F). [See USP Controlled Room Temperature.]


Distributed by Hospira, Inc.,
Lake Forest, IL 60045 USA



Hospira

RL-7129

EXP/LOT Area



(01)20304099157503